

COURSE OVERVIEW FE0759-2D
Visual Testing Level I Training & Certification
(ASNT, SNT-TC-1A)

Course Title

Visual Testing Level I Training & Certification
(ASNT, SNT-TC-1A)

Course Date/Venue

December 16-17, 2024/Cheops Meeting Room,
Radisson Blu Hotel, Istanbul Sisli, Turkey

Course Reference

FE0759-2D

Course Duration/Credits

Two days (08 hours)/0.8 CEUs/08 PDHs



Course Description



This practical and highly-interactive course includes various practical sessions and exercises. Theory learnt will be applied using our state-of-the-art equipment.



The course will provide participants the theory lectures and practical training with a preliminary understanding of Visual Testing (VT) as per the ASNT Recommended Practice No. SNT-TC-1A for Personnel Qualification and Certification in Nondestructive Testing.



Further, this course will also discuss the visual testing including the standard terms and their meanings in the employer's industry; the fundamentals of visual testing covering vision, lighting, material attributes, environmental factors, visual perception and direct and indirect methods; and the applicable equipment including mirrors, magnifiers, borescopes, fiber borescopes, video borescopes, remote visual inspection systems, light sources and special lighting, gauges templates, scales, micrometers, calipers, special tools, automated systems and computer-enhanced systems.

During this interactive course, participants will learn the employer-defined applications as well as the mineral-based material, metallic materials including welds, organic-based materials and other materials; and the visual testing to specific procedures including selection of parameters, test standards/standardization, classification of indications per acceptance criteria and reports and documentation.

Sample Questions for general examinations are presented in the separate question booklets that can be obtained from ASNT International Service Center. Participants will further demonstrate familiarity with and ability to operate the necessary equipment for VT, record and analyse the resultant information to the degree required as well as test flawed specimen and component and analyse the results of NDT as part of the practical training.

At the completion of the course, participants will be appearing for a Level I exam. Each candidate will be a '*Certified ASNT NDT Level I in Visual Testing*' upon successfully passing the examination with a minimum passing composite grade of at least 80 percent (%) which will be administered and graded by Haward Technology through its Certified ASNT Level-III instructors.

Course Objectives

Upon the successful completion of this course, each participant will be able to:-

- Get certified as a "*Certified ASNT NDT Level I in Visual Testing*"
- Define visual testing including the standard terms and their meanings in the employer's industry
- Discuss the fundamentals of visual testing covering vision, lighting, material attributes, environmental factors, visual perception and direct and indirect methods
- Recognize the applicable equipment including mirrors, magnifiers, borescopes, fiber borescopes, video borescopes, remote visual inspection systems, light sources and special lighting, gauges templates, scales, micrometers, calipers, special tools, automated systems and computer-enhanced systems
- Describe the employer-defined applications as well as the mineral-based material, metallic materials including welds, organic-based materials and other materials
- Carryout visual testing to specific procedures including selection of parameters, test standards/standardization, classification of indications per acceptance criteria and reports and documentation

Who Should Attend

This course provides an overview of all significant aspects and considerations of visual testing in accordance with the ASNT international standard for all engineers and other technical staff working in the field of welding technology and quality assurance of welded joints using visual testing and in order to investigate material with such technique.

Exam Eligibility & Structure

Exam candidates shall have the following minimum pre-requisites:-

| Initial Training & Experience Levels | | | |
|---|-----------------------|-----------------------------------|---------------------------|
| Level | Training Hours | Minimum Hours in VT Method | Total Hours in NDT |
| I | 8 | 70 | 130 |
| II | 16 | 140 | 270 |

The experience shall consist of time at NDT Level I or equivalent. If a person is being qualified directly to NDT Level II with no time at NDT Level I, the experience (both Method and Total NDT) shall consist of the sum of the hours for NDT Level I and Level II and the training shall consist of the sum of the hours for NDT Level I and Level II.

Examinations Category & Criteria

Vision Examinations

- Near-Vision Acuity
 - This examination will ensure natural or corrected near-distance acuity in at least one eye such that the applicant is capable of reading a minimum of Jaeger Number 2 or equivalent type and size letter at the distance designated on the chart but not less than 12 inches (30.5 cm) or a standard Jaeger test chart. The ability to perceive an Ortho-Rater minimum of 8 or similar test pattern is also acceptable. This examination shall be administered annually.
- Color Contrast Differentiation
 - This examination will demonstrate the capability of distinguishing and differentiating contrast among colors or shades of gray used in the method as determined by the employer. This shall be conducted upon initial certification and at five-year intervals thereafter

General (Written)

- This examination will address the basic principles of the applicable method
- The NDT Level III will provide appropriate questions covering the applicable method to the degree required by the employer's written practice
- The minimum number of examination questions that will be given is 40

Specific (Written)

- This examination will address the equipment, operating procedures and NDT techniques that the individual may encounter during specific assignments to the degree required by the employer's written practice
- The specific examination will also cover the specifications or codes and acceptance criteria used in the employer's NDT procedures
- The minimum number of examination questions that will be given is 20

Practical

- The candidate shall demonstrate familiarity with and ability to operate the necessary NDT equipment, record and analyse the resultant information to the degree required
- At least one flawed specimen or component shall be tested and the results of the NDT analysed by the candidate
- The description of the specimen, the NDT procedure including check points and the results of the examination shall be documented

- Proficiency shall be demonstrated in performing the applicable NDT technique on one or more specimens or machine problems approved by the NDT Level III and in evaluating the results to the degree of responsibility as described in the employer's written practice. At least ten (10) different checkpoints requiring an understanding of test variables and the employer's procedural requirements will be included. The candidate shall detect all discontinuities and conditions specified by the NDT Level III.

Note: While it is normal to score the practical on a percentile basis, practical examinations will contain check points that failure to successfully complete will result in failure of the examination

Additional Criteria

All written examinations will be closed-book except that necessary data such as graphs, tables, specifications, procedures, codes, etc., may be provided during the examination. All questions are approved by the responsible NDT Level III.

Training Methodology

All our Courses are including **Hands-on Practical Sessions** using equipment, State-of-the-Art Simulators, Drawings, Case Studies, Videos and Exercises. The courses include the following training methodologies as a percentage of the total tuition hours:-

- 30% Lectures
- 20% Practical Workshops & Work Presentations
- 30% Hands-on Practical Exercises & Case Studies
- 20% Simulators (Hardware & Software) & Videos

In an unlikely event, the course instructor may modify the above training methodology before or during the course for technical reasons.

Qualification Certificate(s)

- Internationally recognized Qualification Certificates will be issued to participants who have successfully completed the course and passed the exam at the end of the course. Successful candidate will be certified as a "Certified ASNT NDT Level I in Visual Testing". Qualification Certificate is valid for 5 years.



- (2) Official Transcript of Records will be provided to the successful delegates with the equivalent number of ANSI/IACET accredited Continuing Education Units (CEUs) earned during the course.

* Haward Technology * CEUs * Haward Technology * CEUs * Haward Technology * CEUs * Haward Technology *



Haward Technology Middle East
Continuing Professional Development (HTME-CPD)

CEUs

CEU Official Transcript of Records

TOR Issuance Date: 14-Oct-22
HTME No. 74851
Participant Name: Ahmed Al-Hajri

| Program Ref. | Program Title | Program Date | No. of Contact Hours | CEU's |
|--------------|---|------------------|----------------------|-------|
| FE0759-1.5D | Visual Testing Level I Training & Certification (ASNT, SNT-TC-1A) | October 14, 2022 | 08 | 0.8 |

Total No. of CEU's Earned as of TOR Issuance Date **0.8**

TRUE COPY


Jaryl Castillo
 Academic Director

Haward Technology has been approved as an Authorized Provider by the International Association for Continuing Education and Training (IACET), 2201 Cooperative Way, Suite 600, Herndon, VA 20171, USA. In obtaining this approval, Haward Technology has demonstrated that it complies with the ANSI/IACET 1-2013 Standard which is widely recognized as the standard of good practice internationally. As a result of their Authorized Provider membership status, Haward Technology is authorized to offer IACET CEUs for programs that qualify under the ANSI/IACET 1-2013 Standard.

Haward Technology's courses meet the professional certification and continuing education requirements for participants seeking Continuing Education Units (CEUs) in accordance with the rules & regulations of the International Association for Continuing Education & Training (IACET). IACET is an international authority that evaluates programs according to strict, research-based criteria and guidelines. The CEU is an internationally accepted uniform unit of measurement in qualified courses of continuing education.

Haward Technology is accredited by




P.O. Box 26070, Abu Dhabi, United Arab Emirates | Tel.: +971 2 3091 714 | E-mail: info@haward.org | Website: www.haward.org


* Haward Technology * CEUs * Haward Technology * CEUs * Haward Technology * CEUs * Haward Technology *

Certificate Accreditations

Certificates are accredited by the following international accreditation organizations:-

- 
The American Society for Nondestructive Testing (ASNT)


Haward Technology has certain instructors who are certified by **The American Society for Nondestructive Testing (ASNT)** and are authorized to conduct ASNT's certification programs for specific NDT methods. ASNT is the world's largest technical society for nondestructive testing (NDT) that provides a forum for exchange of NDT technical information, NDT educational materials and programs, and standards and services for the qualification and certification of NDT personnel.

- 
The International Accreditors for Continuing Education and Training (IACET - USA)

Haward Technology is an Authorized Training Provider by the International Accreditors for Continuing Education and Training (IACET), 2201 Cooperative Way, Suite 600, Herndon, VA 20171, USA. In obtaining this authority, Haward Technology has demonstrated that it complies with the **ANSI/IACET 2018-1 Standard** which is widely recognized as the standard of good practice internationally. As a result of our Authorized Provider membership status, Haward Technology is authorized to offer IACET CEUs for its programs that qualify under the **ANSI/IACET 2018-1 Standard**.

Haward Technology's courses meet the professional certification and continuing education requirements for participants seeking **Continuing Education Units (CEUs)** in accordance with the rules & regulations of the International Accreditors for Continuing Education & Training (IACET). IACET is an international authority that evaluates programs according to strict, research-based criteria and guidelines. The CEU is an internationally accepted uniform unit of measurement in qualified courses of continuing education.

Haward Technology Middle East will award **0.8 CEUs** (Continuing Education Units) or **08 PDHs** (Professional Development Hours) for participants who completed the total tuition hours of this program. One CEU is equivalent to ten Professional Development Hours (PDHs) or ten contact hours of the participation in and completion of Haward Technology programs. A permanent record of a participant's involvement and awarding of CEU will be maintained by Haward Technology. Haward Technology will provide a copy of the participant's CEU and PDH Transcript of Records upon request.

- 
British Accreditation Council (BAC)

Haward Technology is accredited by the **British Accreditation Council for Independent Further and Higher Education** as an **International Centre**. BAC is the British accrediting body responsible for setting standards within independent further and higher education sector in the UK and overseas. As a BAC-accredited international centre, Haward Technology meets all of the international higher education criteria and standards set by BAC.

Course Instructor(s)

This course will be conducted by the following instructor(s). However, we have the right to change the course instructor(s) prior to the course date and inform participants accordingly:



Mr. Luis Lopez is a **Senior Inspection Engineer** with extensive experience within the **Oil & Gas, Petrochemical and Refinery** industries. His expertise widely covers in the areas of **Thermography, Thermal Infrared Testing, Radiographic Film Interpretation, Visual Testing, Phased Array Ultrasonic Testing, Ultrasonic Testing, Magnetic Particle Testing, Liquid Penetrant Testing, Non-destructive Testing, NDT Methods & Applications, Electromagnetic Testing, Hydrostatic Leak Testing, Eddy Current Testing, Valve Inspection & Testing, Codes & Standards Interpretation, Corrosion Engineering, Corrosion & Metallurgy, Welding & Corrosion Engineering, Welding Metrology, International Welding Codes, Practical Welding Technology, Plastic Pipe Welding, Welding Inspection, Welding Defects Analysis, Welding Joints & Coating Inspection, Post Weld Heat Treatment, Hardness Testing, Welding Electrodes Monitoring & Control, Pipe Testing, Piping System, Steel Structures, Metals Casting, Crane Functional Testing & Load Testing, Hydrotesting, Pressure Testing Procedure, Pressure Equipment Calibration, Stream Inspection, Corrosion Evaluation, Casting Products Inspection and Raw Materials Inspection.** He is currently the **Senior NDT Instructor** of **SETE** wherein he is deeply involved in thermography, NDT qualification and certification of personnel.

During his career life, Mr. Lopez gained his practical and field experience through his various significant positions and dedication as the **Technical Manager, NDT Instructor, NDT Manager & Instructor, NDT Inspector, NDT Offshore Inspector & Quality Control, Phased Array Ultrasonic Technician** and **Radiographic Testing Technician** for various international companies such as the JP Inspections, Nova Inspection, NSD Services, Cotemar, UNISPEC Inspection and Ruiver.

Mr. Lopez holds a **Diploma in Professional Mechanical & Electrical Technician**. Further, he is a **Certified Instructor/Trainer, a Certified Internal Verifier/Assessor/Trainer** by the **Institute of Leadership and Management (ILM)**, a **Certified ASNT-NDT Level III Inspector** in Infrared & Thermal Testing (**IR**), Liquid Penetrant Testing (**PT**), Magnetic Particle Testing (**MT**), Ultrasonic Testing (**UT**), Visual Testing (**VT**), Radiography Testing (**RT**), Leak Testing (**LT**), Electromagnetic Testing (**ET**), **Certified Welding Inspection & Metallurgy Professional (API 577)** and a **Certified AWS-CWI Welding Inspector**. He has further delivered numerous trainings, courses, workshops, seminars and conferences internationally.

Course Fee

US\$ 3,000 per Delegate + **VAT**. This rate includes Participants Pack (Folder, Manual, Hand-outs, etc.), buffet lunch, coffee/tea on arrival, morning & afternoon of each day.

Accommodation

Accommodation is not included in the course fees. However, any accommodation required can be arranged at the time of booking.

Course Program

The following program is planned for this course. However, the course instructor(s) may modify this program before or during the course for technical reasons with no prior notice to participants. Nevertheless, the course objectives will always be met:

Day 1: Monday, 16th of December 2024


| | |
|-------------|--|
| 0730 – 0800 | Registration & Coffee |
| 0800 – 0815 | Welcome & Introduction |
| 0815 – 0830 | PRE-TEST |
| 0830 – 0930 | Introduction Definition of Visual Testing • History of Visual Testing • Overview of Visual Testing Applications |
| 0930 - 0945 | Break |
| 0945 – 1100 | Definitions Standard Terms & Their Meanings in The Employer's Industry |
| 1100 – 1230 | Fundamentals Vision • Lighting • Material Attributes • Environmental Factors • Visual Perception • Direct & Indirect Methods |
| 1230 – 1245 | Break |
| 1245 - 1420 | Equipment Mirrors • Magnifiers • Borescopes • Fiber Borescopes • Video Borescopes • Remote Visual Inspection Systems • Light Sources & Special Lighting • Gauges (Welding, Go/No-Go, Etc.) Templates, Scales, Micrometers, Calipers, Special Tools, Etc. • Automated Systems • Computer-Enhanced Systems |
| 1420 - 1430 | Recap |
| 1430 | Lunch & End of Day One |

Day 2: Tuesday, 17th of December 2024

| | |
|-------------|--|
| 0730 – 0830 | Employer-Defined Applications Mineral-Based Material • Metallic Materials including Welds • Organic-Based Materials • Other Materials (Employer Defined) |
| 0830 - 0930 | Visual Testing to Specific Procedures Selection of Parameters • Test Standards/Standardization • Classification of Indications per Acceptance Criteria • Reports & Documentation |
| 0930 – 0945 | Break |
| 0945 - 1145 | Theoretical Examination |
| 1145 – 1200 | Break |
| 1200 – 1300 | Theoretical Examination (cont'd) |
| 1300 - 1400 | Practical Examination |
| 1400 - 1415 | Course Conclusion |
| 1415 – 1430 | Presentation of Course Certificates |
| 1430 | Lunch & End of Course |

Practical Sessions

Practical sessions will be organized during the course for delegates to practice the theory learnt. Delegates will be provided with an opportunity to carryout welding inspection using the “AWS Tool Kit”, “Structural Weld Replica Kit” and Visual Testing and calibration using the “micro CA-300 Inspection Camera” suitable for classroom training.



AWS Tool Kit



Structural Weld Replica Kit

RIDGID

micro CA-300

micro CA-300 Inspection Camera

See It. Find It. Solve It.®

Documentation made easy with the new RIDGID® micro CA-300 Inspection Camera, the next evolution of the microEXPLORER® Inspection Camera. Easily record still images and videos of problems in hard-to-reach areas and then share the findings with the RIDGIDConnect™ solution. Comfortable pistol-grip design, large screen and rugged anodized aluminum camera head with four bright LEDs make it easy to detect and diagnose the unreachable. Get the perfect view with enhanced features like image rotation and digital zoom.



Specifications

- Display3.5" (90mm) Color TFT
- Camera Diameter.....0.7" / (17mm) LCD (320 x 240 resolution)
- Lighting4 Adjustable LEDs
- Cable Reach.....3' (0.9m) (Expandable to 30' with optional extension, also compatible with microDrain, microReel and nanoReel)
- Images.....JPG 640 x 480 Resolution
- Video.....MP4 640 x 480 Resolution
- External Memory.....SD Card up to 32 GB (4GB SD card included)
- Power SourceRechargeable 3.7V Li-Ion Battery

Included: micro CA-300 with 17mm imager, battery, charger, USB cable, hook, magnet and mirror accessories, RCA cable, AC adapter, headset with microphone, 4GB SD card, 1 year RIDGIDConnect Basic Subscription - (Must register at www.RIDGIDmicro.com)

Ordering Information

| Catalog No. | Description | Wt. | |
|-------------|--------------------------------|-----|------|
| | | lb. | kg |
| 37888 | micro CA-300 Inspection Camera | 2.0 | 0.9 |
| 37103 | 17mm Replacement Imager | 0.7 | 0.3 |
| 37108 | 3' Cable Universal Extension | 0.7 | 0.3 |
| 37113 | 6' Cable Universal Extension | 1.4 | 0.86 |
| 37083 | 3.7V Li-Ion Battery | .24 | 0.11 |
| 37098 | 6mm Imager Head (3') | .75 | 0.3 |



RIDGID® • 400 Clark St., Elyria Ohio 44035-6001 U.S.A. • Visit us on the Internet: www.RIDGID.com

Printed in U.S.A. © RIDGID, Inc. 2/12
Catalog Sheet No. R-11-N

All sales subject to Ridge Tool Company Terms and Conditions of Sales.

999-997-611.10
Effective Date: September 1, 2011

micro CA-300 Inspection Camera

RIDGID

See It. Find It. Solve It.®



Extra-Large 3.5" Screen



Ultra-Bright Aluminum Imager Head with 4 LEDs



Interchangeable Imager Heads
Compatible with microDrain,
microReel and nanoReel



360° Rotation in 90°
Increments



Rechargeable 3.7V Li-Ion
Battery



TV Out, USB,
SD Card
Storage

Speaker, Mic,
Head Set Jack, AC
Power Input



USB Cord, 4GB SD Card, RCA
Cable, Hook, Magnet, Mirror,
AC Adapter



Diagnostic Product Family

www.RIDGIDmicro.com



Cameras

- 1 37888 micro CA-300 Inspection Camera
- 2 36738 micro CA-100 Inspection Camera
- 3 40818 nanoReel + CA-300 Inspection Camera
- 4 40043 micro CA-25 Inspection Camera

Camera Accessories

- 5 37113 6' Cable Universal Extension
- 6 37108 3' Cable Universal Extension
- 7 37098 6mm Imager Head 3'

Locating

- 8 19238 NaviTrack® Scout™ Locator

Test and Measurement

- 9 36153 micro IR-100 Non-Contact Infrared Thermometer
- 10 36163 micro CD-100 Combustible Gas Detector
- 11 36158 micro LM-100 Laser Distance Meter

Distributor

For the complete selection of the RIDGID product line,
please refer to the Ridgid Tool Catalog or www.RIDGID.com.

RIDGID

Course Coordinator

Mari Nakintu, Tel: +971 2 30 91 714, Email: mari1@haward.org