

COURSE OVERVIEW ME0120

Safety Relief Valve Sizing, Selection, Operation, Inspection, Testing, Maintenance & Troubleshooting (PRV & POPRV/PORV)

API 520/521/526/527

Course Title

Safety Relief Valve Sizing, Selection, Operation, Inspection, Testing, Maintenance & Troubleshooting (PRV & POPRV/PORV): API 520/521/526/527

Course Date/Venue


April 21-25, 2024/Boardroom 1, Elite Byblos Hotel Al Barsha, Sheikh Zayed Road, Dubai, UAE

Course Reference

ME0120

Course Duration/Credits

Five days/3.0 CEUs/30 PDHs



Course Description



This practical and highly-interactive course includes various practical sessions and exercises. Theory learnt in the class will be applied using the following practical methods: -



(1) Industrial Facility Visit: Course participants will be taken to an industrial facility where they will practice valve dismantling, assembling, inspection and testing. In case that this course is organized inside client premises (In-House), then client shall provide access to its valve workshop for practical sessions.

(2) Valve Demo Kit: Various safety relief valves will be distributed in the class to the participants by the course instructor for hands-on demonstration. These demo kits will be returned to the instructor at the end of the training day.



(3) Valve Simulator: Participants will use in the class our state-of-the-art “Valve Sizing Simulator”, “Valve Simulator 3.0”, “Valvestar 7.2 Simulator” and “PRV2SIZE Simulator” to practice some of the skills learnt.

A safety or pressure relief valve can be considered the most important single safety device on a boiler or pressure vessel. If it fails to function in the manner for which it was intended and an overpressure condition develops, the result could be catastrophic.

Course Objectives

Upon the successful completion of this course, each participant will be able to:-

- Size, select, operate, inspect, test, maintain and troubleshoot safety relief valves (PRV and POPRV/PORV) in accordance with the API 520/521/526/527 standards
- Discuss standards, NBI and VR-codes covering parties involved, code revision process, jurisdiction authorities, authorized inspection agencies, etc
- Explain the objective and scope as well as the definition and description of terms of ASME PTC 25-2018
- Describe PRV principles and development of pressure relief valve
- Carryout PRV installation and discuss the installation requirements, factors, operational requirements and other installation considerations
- Identify PRV operational malfunctions in testing facilities
- Recognize PRV certifications, training and personal qualifications and the procedure for determining valve capacities
- Perform PRV repair and non-destructive examination as well as define PRV terminology and identify the various types of valves
- Discuss nameplate data and correct interpretation
- Apply valve disassembly, valve critical inspections, lapping, grinding and assembly
- Employ systematic valve testing and sealing in accordance with API 527 and ASME
- Carryout inspection and testing of pressure-relieving devices and identify the causes of improper performance including replacement of rupture disk devices and inspection of pressure-relief valve visual on-stream
- Review inspection frequency, records and reports
- Troubleshoot and calibrate valve as well as recognize valve quality systems and obtain VR and administrative rules

Exclusive Smart Training Kit - H-STK®



*Participants of this course will receive the exclusive “Haward Smart Training Kit” (H-STK®). The H-STK® consists of a comprehensive set of technical content which includes **electronic version** of the course materials, sample video clips of the instructor’s actual lectures & practical sessions during the course conveniently saved in a **Tablet PC**.*

Who Should Attend

This course provides an overview of all significant aspects and considerations of safety relief valve in accordance with the international standards for those who are involved in the sizing, selection, operation, inspection, testing, maintenance and troubleshooting of valves. This includes process engineers, mechanical engineers, piping engineers, pipelines and pressure vessels engineers and supervisors. Further, it is suitable for inspection and QA & QC engineers, boilers and process plant equipment owners, maintenance staff who inspect and install pressure relief devices and engineers involved in plant turnaround and upgrade projects.

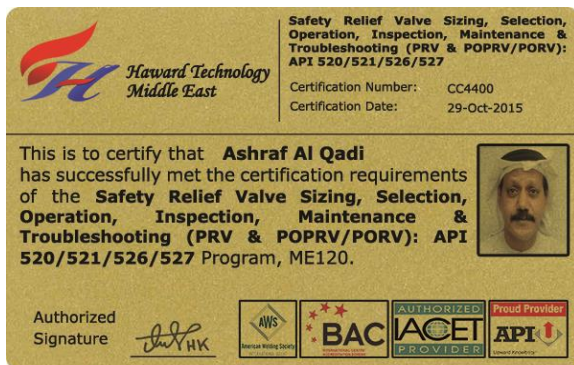

Course Certificate(s)

(1) Internationally recognized Competency Certificates and Plastic Wallet Cards will be issued to participants who completed a minimum of 80% of the total tuition hours and successfully passed the exam at the end of the course. Certificates are valid for 5 years.

Recertification is FOC for a Lifetime.

Sample of Certificates

The following are samples of certificates that will be awarded to course participants:-



- (2) Official Transcript of Records will be provided to the successful delegates with the equivalent number of ANSI/IACET accredited Continuing Education Units (CEUs) earned during the course.

Page 1 of 1

Haward Technology Middle East
Continuing Professional Development (HTME-CPD)

CEU Official Transcript of Records

TOR Issuance Date: 28-Sep-17

HTME No. PAR213250

Participant Name: Taher Al Mazrouei

Program Ref.	Program Title	Program Date	No. of Contact Hours	CEU's
ME120	Safety Relief Valve Sizing, Selection, Operation, Inspection, Maintenance & Troubleshooting (PRV & POPRV/PORV): API 520/521/526/527	September 24-28, 2017	30	3.0

Total No. of CEU's Earned as of TOR Issuance Date **3.0**

TRUE COPY


 Maricel De Guzman
 Academic Director

Haward Technology is an Authorized Training Provider by the International Association for Continuing Education and Training (IACET), 11130 Sunrise Valley Drive, Suite 350 Reston, VA 20191, USA. In obtaining this approval, Haward Technology has demonstrated that it complies with the ANSI/IACET 1-2013 Standard which is widely recognized as the standard of good practice internationally. As a result of their Authorized Provider membership status, Haward Technology is authorized to offer IACET CEUs for programs that qualify under the ANSI/IACET 1-2013 Standard.

Haward Technology's courses meet the professional certification and continuing education requirements for participants seeking Continuing Education Units (CEUs) in accordance with the rules & regulations of the International Association for Continuing Education & Training (IACET). IACET is an international authority that evaluates programs according to strict, research-based criteria and guidelines. The CEU is an internationally accepted uniform unit of measurement in qualified courses of continuing education.

Haward Technology is accredited by











P.O. Box 26070, Abu Dhabi, United Arab Emirates | Tel.: +971 2 3091 714 | Fax: +971 2 3091 716 | E-mail: info@haward.org | Website: www.haward.org

Certificate Accreditations


Certificates are accredited by the following international accreditation organizations: -

- 
The International Accreditors for Continuing Education and Training (IACET - USA)

Haward Technology is an Authorized Training Provider by the International Accreditors for Continuing Education and Training (IACET), 2201 Cooperative Way, Suite 600, Herndon, VA 20171, USA. In obtaining this authority, Haward Technology has demonstrated that it complies with the **ANSI/IACET 2018-1 Standard** which is widely recognized as the standard of good practice internationally. As a result of our Authorized Provider membership status, Haward Technology is authorized to offer IACET CEUs for its programs that qualify under the **ANSI/IACET 2018-1 Standard**.

Haward Technology's courses meet the professional certification and continuing education requirements for participants seeking **Continuing Education Units (CEUs)** in accordance with the rules & regulations of the International Accreditors for Continuing Education & Training (IACET). IACET is an international authority that evaluates programs according to strict, research-based criteria and guidelines. The CEU is an internationally accepted uniform unit of measurement in qualified courses of continuing education.

Haward Technology Middle East will award **3.0 CEUs** (Continuing Education Units) or **30 PDHs** (Professional Development Hours) for participants who completed the total tuition hours of this program. One CEU is equivalent to ten Professional Development Hours (PDHs) or ten contact hours of the participation in and completion of Haward Technology programs. A permanent record of a participant's involvement and awarding of CEU will be maintained by Haward Technology. Haward Technology will provide a copy of the participant's CEU and PDH Transcript of Records upon request.

- 
British Accreditation Council (BAC)

Haward Technology is accredited by the **British Accreditation Council** for **Independent Further and Higher Education** as an **International Centre**. BAC is the British accrediting body responsible for setting standards within independent further and higher education sector in the UK and overseas. As a BAC-accredited international centre, Haward Technology meets all of the international higher education criteria and standards set by BAC.

Course Fee

US\$ 5,500 per Delegate + **VAT**. This rate includes H-STK® (Haward Smart Training Kit), buffet lunch, coffee/tea on arrival, morning & afternoon of each day.

Accommodation

Accommodation is not included in the course fees. However, any accommodation required can be arranged at the time of booking.

Course Instructor(s)

This course will be conducted by the following instructor(s). However, we have the right to change the course instructor(s) prior to the course date and inform participants accordingly:



Mr. Andrew Ladwig is a **Senior Process & Mechanical Engineer** with over **25 years** of extensive experience within the **Oil & Gas, Refinery, Petrochemical & Power** industries. His expertise widely covers in the areas of **Ammonia Manufacturing & Process Troubleshooting, Distillation Towers, Crude Oil Distillation, Fundamentals of Distillation** for Engineers, **Distillation Operation and Troubleshooting, Advanced Distillation Troubleshooting, Distillation Technology, Vacuum Distillation, Ammonia Storage & Loading Systems, Ammonia Plant Operation, Troubleshooting & Optimization, Ammonia Recovery, Ammonia Plant Safety, Hazard of Ammonia Handling, Storage & Shipping, Operational Excellence in Ammonia Plants, Fertilizer Storage Management (Ammonia & Urea), Fertilizer Manufacturing Process Technology, Sulphur Recovery, Phenol Recovery & Extraction, Wax Sweating & Blending, Petrochemical & Fertilizer Plants, Nitrogen Fertilizer Production, Petroleum Industry Process Engineering, Refining Process & Petroleum Products, Refinery Planning & Economics, Safe Refinery Operations, Hydrotreating & Hydro-processing, Separators in Oil & Gas Industry, Gas Testing & Energy Isolations, Gas Liquor Separation, Industrial Liquid Mixing, Wax Bleachers, Extractors, Fractionation, Operation & Control of Distillation, Process of Crude ATM & Vacuum Distillation Unit, Water Purification, Water Transport & Distribution, Steam & Electricity, Flame Arrestors, Coal Processing, Environmental Emission Control, R&D of Wax Blending, Wax Molding/Slabbing, Industrial Drying, Principles, Selection & Design, Certified Process Plant Operations, Control & Troubleshooting, Operator Responsibilities, Storage Tanks Operations & Measurements, Process Plant Troubleshooting & Engineering Problem Solving, Process Plant Performance, Efficiency & Optimization, Continuous Improvement & Benchmarking, Process Troubleshooting Techniques, Oil & Gas Operation/Introduction to Surface Facilities, Pressure Vessel Operation, Process Equipment Performance & Troubleshooting, Plant Startup & Shutdown, Startup & Shutdown the Plant While Handling Abnormal Conditions, Flare & Relief System, Process Gas Plant Start-up, Commissioning & Problem Solving, Process Liquid and Process Handling & Measuring Equipment. Further, he is also well-versed in **Compressors & Turbines** Operation, Maintenance & Troubleshooting, **Heat Exchanger** Overhaul & Testing Techniques, Balancing of **Rotating Machinery (BRM)**, **Pipe Stress** Analysis, **Valves & Actuators** Technology, Inspect & Maintain **Safeguarding Vent & Relief System**, Certified Inspectors for **Vehicle & Equipment**, Optimizing **Equipment Maintenance & Replacement** Decisions, Certified Maintenance Planner (**CMP**), Certified Planning and Scheduling Professional (**AACE-PSP**), **Tank Design**, Construction, Inspection & Maintenance, **Material Cataloguing**, Specifications, Handling & Storage, **Steam Trap** Design, Operation, Maintenance & Troubleshooting, **Steam Trapping & Control, Column, Pump & Exchangers**, Troubleshooting & Design, **Rotating Equipment** Operation & Troubleshooting, **Control & ESD System, Detailed Engineering Drawings**, Codes & Standards, **Budget** Preparation, Allocation & Cost Control, Root Cause Analysis (**RCA**), **Production Optimization**, Permit to Work (**PTW**), Project Engineering, **Data Analysis, Process Hazard Analysis (PHA), HAZOP** Study, Sampling & Analysis, **Training Analysis, Job Analysis** Techniques, Storage & Handling of **Toxic Chemicals & Hazardous Materials, Hazardous Material** Classification & Storage/Disposal, **Dangerous Goods, Risk Monitoring** Authorized Gas Tester (**AGT**), Confined Space Entry (**CSE**), Personal Protective Equipment (**PPE**), Fire & Gas, First Aid and Occupational Health & Safety.**

During his career life, Mr. Ladwig has gained his practical experience through his various significant positions and dedication as the **Mechanical Engineer, Project Engineer, Reliability & Maintenance Engineer, Maintenance Support Engineer, Process Engineer, HSE Supervisor, Warehouse Manager, Quality Manager, Business Analyst, Senior Process Controller, Process Controller, Safety Officer, Mechanical Technician, Senior Lecturer and Senior Consultant/Trainer** for various companies such as the Sasol Ltd., Sasol Wax, Sasol Synfuels, just to name a few.

Mr. Ladwig has a **Bachelor's** degree in **Chemical Engineering** and a **Diploma in Mechanical Engineering**. Further, he is a **Certified Instructor/Trainer**, a **Certified Internal Verifier/Assessor/Trainer** by the **Institute of Leadership & Management (ILM)** and has delivered various trainings, workshops, seminars, courses and conferences internationally.

Training Methodology

All our Courses are including **Hands-on Practical Sessions** using equipment, State-of-the-Art Simulators, Drawings, Case Studies, Videos and Exercises. The courses include the following training methodologies as a percentage of the total tuition hours:-

- 30% Lectures
- 20% Practical Workshops & Work Presentations
- 30% Hands-on Practical Exercises & Case Studies
- 20% Simulators (Hardware & Software) & Videos

In an unlikely event, the course instructor may modify the above training methodology before or during the course for technical reasons.

Course Program

The following program is planned for this course. However, the course instructor(s) may modify this program before or during the course for technical reasons with no prior notice to participants. Nevertheless, the course objectives will always be met:

Day 1: Sunday, 21st of April 2024

0730 – 0800	Registration & Coffee
0800 – 0815	Welcome & Introduction
0815 – 0830	PRE-TEST
0830 – 0930	Standards, NBI & VR-Codes Organizations Affecting Standards & Enforcement • Parties Involved • Historical Events • ASME Boiler & Pressure Vessel Code • ASME Boiler & Pressure Vessel Committees • Code Revision Process • ASME Accreditation Process • Jurisdictional Authorities • Authorized Inspection Agencies • The National Board • National Board Activities • National Board Certification of Pressure Relief Devices • VR Accreditation Program • National Board Inspection Code
0930 – 0945	Break
0945 – 1100	ASME PTC 25 – 2018 ANSI/ASME PTC-25 – Pressure Relief Devices • Object & Scope • Definitions & Description of Terms • Dimensional Characteristics - PRV • Dimensional of Non-Reclosing PRD • ASME Code Section I & VIII • ASME Code Requirements Sections I and VIII • Three Valve Average Method • Four Valve Slope Method • Nine Valve Coefficient Method
1100 – 1215	PRV Principles & Development Pressure Relief Valve Principles of Operation • Internal Parts of Safety Valve • Where is the Action of Force? • Area, Force, Pressure Relationship • Static Force Balance • Forces Applied to Disc • Spring Force • Dynamic Force Balances • Reaction Force = FR • Huddling Chamber- Nozzle Ring Adjustment
1215 – 1230	Break
1230 – 1330	PRV Principles & Development (cont'd) Effect of Blowdown Ring • Safety Valves - Field Example • Safety Valves – Superheater • Pilot Operated Pressure Relief Valves • Development, Application of PRVs & Pilot Operated PRVs • Development of Valve Designs • Development • Valve Spring Design & Theory • Materials for Pressure Relief Valves • Valve Spring Design & Fabrication • Types of Safety Valve Designs



1330 – 1420	PRV Installation <i>Installation Requirements • Lesson • Installation Factors • Installation • Operational Requirements • ASME Section I Power Boilers • Other Installation Considerations • Installation of ASME Section VIII PRV • Requirements from ASME Sect. VIII • Other Recommendations for Pressure Relief Valve Installation Provided • Typical Installations</i>
1420 – 1430	Recap <i>Using this Course Overview, the Instructor(s) will Brief Participants about the Topics that were Discussed Today and Advise Them of the Topics to be Discussed Tomorrow</i>
1430	<i>Lunch & End of Day One</i>

Day 2: Monday, 22nd of April 2024

0730 – 0930	PRV Operational Malfunctions & Testing Facilities <i>Operational Malfunctions • System Malfunctions • Valve - Mechanical Caused • Other System Malfunctions & Causes • Erratic Set Pressure • Blowdown • Closing Pressure • Blowdown or Closing Pressure are not met • Valve - Mechanically Caused • Installation & System Caused • Back Pressure • Other Typical Causes of Valve Malfunctions • Testing Facilities for PRV</i>
0930 – 0945	<i>Break</i>
0945 – 1100	PRV Certifications, Training & Personal Qualifications <i>Pressure Relief Device Certifications • Pressure Relief Device Certifications • Procedure for Determining Valve Capacities • Valve Calculations • Training & Qualification of Personnel</i>
1100 – 1215	PRV Repair & Non-Destructive Examination <i>Pressure Relief Valve Repair • PRV Terminology – PTC 25 – 2008 • Low Pressure Safety Valves (LPSV) • Pressure Relief Valve Repair • Static Force Balance • Dynamic Force Balance • Flanged Safety Valve • Threaded Safety Valve • Threaded Safety-Relief Valve</i>
1215 – 1230	<i>Break</i>
1230 – 1330	PRV Repair & Non-Destructive Examination (cont'd) <i>Flanged Safety-Relief Valve • Safety-Relief Valve (Cage Type) • Pilot Operated Pressure Relief Valves • Cap & Lever Styles • ASME Code Application • Non-Code Applications • Safety Valve Adjustments & Repairs • Nondestructive Examination</i>
1330 – 1420	Nameplate Data & Interpretation <i>Objectives • Safety Valves Name Plate • Original PRV Nameplate Data • Manufacturer Manual • Sample Traveler • Cold Differential Test Pressure • Capacity Ratings • ASME Code Symbol • Correct Interpretation • Previous Repair Nameplate Recorded on the "VR" Traveler • Repair Nameplate • Nameplate Press • PRV Nameplates</i>
1420 – 1430	Recap <i>Using this Course Overview, the Instructor(s) will Brief Participants about the Topics that were Discussed Today and Advise Them of the Topics to be Discussed Tomorrow</i>
1430	<i>Lunch & End of Day Two</i>



Day 3: Tuesday, 23rd of April 2024

0730 – 0930	Valve Disassembly Disassembly of Pressure Relief Valves • Shop Repair Advice • “As Found” Conditions may Aid in Troubleshooting • Cleaning Procedure • PRV Cleaning in Progress • PRV Cleaning Process Completed • Pilot Operated Pressure Relief Valves • Recommended Procedures for Repairing Pilot Operated Pressure Relief Valves • Disassembly • Cleaning • Inspection • Testing • Sealing • Nameplate
0930 – 0945	Break
0945 – 1100	Valve Critical Inspections Objectives of an Inspection Job • PRV Repair Flow Chart • Inspector’s Role • Measurement & Test Equipment • Inspection Methods • PRV Spindle Inspection Points • Disk & Nozzle Inspection • PRV Guide & Disc Holder • PRV Spring Inspection Points • Spring Rate • 900 Series Disc Criteria Data Sheet • 6000 Series Stem Concentricity Disc & Guide Clearance • 6000 Series Disc Criteria • 6000 Nozzle Criteria • Critical Inspection
1100 – 1215	Lapping, Grinding & Assembly Lapping Objectives • Two Critical Elements of PRV Operation • Purpose of Lapping • Balance of Lapping • Ring Laps • Lapping Materials • Cleanliness • Lap Selection • Nozzle Seat Width • PRV Lapping Procedure • PRV Bearing Points • Assembly Objectives • Assemblers Responsibility • Assembly Operation
1215 – 1230	Break
1230 – 1330	Valve Testing & Sealing (API 527 & ASME) Testing Objectives • ASME Requirements • RV & PSV Testing & Adjustments • Testing & Sealing • Definition of Set Pressure • Liquid Test – Definition of Open • PRV Set Pressure on Liquid • Prior to Opening Pressure on Liquid • Definition of Set Pressure on Liquid • Above Opening Pressure • Maximum Overpressure 110% of Set Pressure • Air Test PRV • Reaction Force • Start to Discharge For PRV
1330 – 1420	Valve Testing & Sealing (API 527 & ASME) (cont’d) ASME Requirement for PRV Seat Tightness Testing • API 527 • ASME Code Requirement for Secondary Pressure Zone Testing of PRVs • PRV Adjustments • Two Ring Design Ring Setting Chart • One Ring Design Ring Setting Chart • Sealing Adjustments • Sample Traveler • Protect your Hearing during PRV Testing • Field Testing Advice • On Site Safety Valves Testing Schedule • Safety Valves Test Schedule for Boilers • On Site Safety Valves Test
1420 – 1430	Recap Using this Course Overview, the Instructor(s) will Brief Participants about the Topics that were Discussed Today and Advise Them of the Topics to be Discussed Tomorrow
1430	Lunch & End of Day Three

Day 4: Wednesday, 24th of April 2024

0730 – 0800	Introduction to API 576: Inspection of Pressure-relieving Devices Scope • Normative References • Terms & Definitions
0800 – 0830	API 576: Pressure-relieving Devices General • Pressure Relief Valve • Direct-acting Pressure-relief Valve • Pilot-operated Pressure-relief Valves • Rupture Disk Device • Pin-actuated Devices
0830 – 0930	API 576: Causes of Improper Performance Corrosion • Damaged Seating Surfaces • Failed Springs • Improper Setting & Adjustment • Plugging & Fouling • Galling • Misapplication of Materials • Improper Location, History or Identification • Improper Handling • Improper Differential Between Operating & Set Pressures • Improper Inlet/Outlet Piping Test Procedures
0930 – 0945	Break





0945 – 1100	API 576: Inspection & Testing Reasons for Inspection & Testing • Shop Inspection/Overhaul • Inspection, Testing, Maintenance & Setting of Direct-acting Spring-loaded Valves on Equipment • Inspection, Testing, Maintenance & Setting of Direct Spring-operated Safety Valves Used on Fired Pressure Vessels • Inspection, Testing, Maintenance & Setting of Pilot-operated Pressure-relief Valves • Inspection, Testing, Maintenance & Setting of Weight-loaded Pressure and/or Vacuum Vents on Tanks
1100 – 1130	API 576: Inspection & Replacement of Rupture Disk Devices Rupture Disk Removal & Replacement • Examples of Rupture Disk Failure Modes • Rupture Disk Holder • Inspection & Replacement of Rupture Disks
1130 – 1215	API 576: Pressure-relief Valve Visual On-stream Inspection General • Post-relief Event
1215 – 1230	Break
1230 – 1330	API 576: Inspection Frequency General • Frequency of Shop Inspection/Overhaul • Time of Inspection • Inspection & Servicing Deferral
1330 – 1420	API 576: Records & Reports General • The Need to Keep Records • Responsibilities • Sample Record & Report System
1420 – 1430	Recap Using this Course Overview, the Instructor(s) will Brief Participants about the Topics that were Discussed Today and Advise Them of the Topics to be Discussed Tomorrow
1430	Lunch & End of Day Four

Day 5: Thursday, 25th of April 2024

0730 – 0830	Troubleshooting Objectives In Troubleshooting • PRV Applications • PRV Installation • PRV Installation ASME Sec. I • SRV Internal Damage • Steam Service Safety Valves • Body & Nozzle Overhead View
0830 – 0930	Troubleshooting cont'd Piping Stress – Gravity or Expansion Horizontal Mounting • Undersize Bolting on PRV Inlet Connection • Plugged Drain, Flooded PRV • Isolation Valve on PRV Inlet • Double Trouble • Reduced Outlet Piping • Gagged PRV • Troubleshooting Chart
0830 – 0845	Break
0845 – 1000	Valve Calibration Calibration • Types of Instruments Requiring Calibration • Pressure Gauges • Linear Measuring Equipment • Welding Equipment • Temperature Measuring Equipment • In-House Measuring Standards • Calibration of Pressure Gauges • Definition of Pressure • Standards for Pressure Gauges • Use of the Dead Weight Tester
1000 – 1145	Valve Quality Systems Quality Systems Definition • Quality Systems for Certificate Holders • Title Page • Revision Log • Contents Page • Statement of Authority & Responsibility • Organization Chart • Scope of Work • Drawings & Specification Control • Material & Part Control • Repair & Inspection Program • Welding, NDE, & Heat Treatment (when applicable) • Valve Testing, Setting, & Sealing • Valve Repair Nameplates • Calibration • Manual Control • Non-conformities • Exhibits • Testing Equipment • Field Repairs



1145 – 1200	Break
1200 – 1230	<p>Obtaining VR & Administrative Rules <i>Administrative Rules & Procedures for Accreditation of ("VR") Repair Organizations • "VR" Administrative Rules & Procedures • SCOPE • Definitions Relating to Pressure Relief Devices • Accreditation Process • Scope Issuance & Revision to a Quality System • Accreditation of "VR" Repair Organizations • Jurisdictional Participation • General Rules • Issuance & Renewal of the "VR" Certificate of Authorization • General • Issuance of Certificate • Renewal of Certificate • Review of Applicant's Facility</i></p>
1230 – 1300	<p>Obtaining VR & Administrative Rules (cont'd) <i>Verification Testing • Verification Testing Alternatives • Use of the "VR" Authorization • Technical Requirements • Stamp Use • Return of Stamp • Multiple Locations • Certificate of Authorization Contents • Changes to Certificates of Authorization • Issuance of More Than One "VR" Symbol Stamp to a Certificate of Authorization Holder • Steps for Obtaining VR Certificate • Steps for Obtaining "VR" Stamp • "VR" Administrative Rules & Procedures</i></p>
1300 – 1315	<p>Course Conclusion <i>Using this Course Overview, the Instructor(s) will Brief Participants about the Course Topics that were Covered During the Course</i></p>
1315 – 1415	COMPETENCY EXAM
1415 – 1430	<i>Presentation of Course Certificates</i>
1430	<i>Lunch & End of Course</i>


Practical Sessions/Industrial Facility Visit

Site visit will be organized during the course for delegates to practice the theory learnt:-



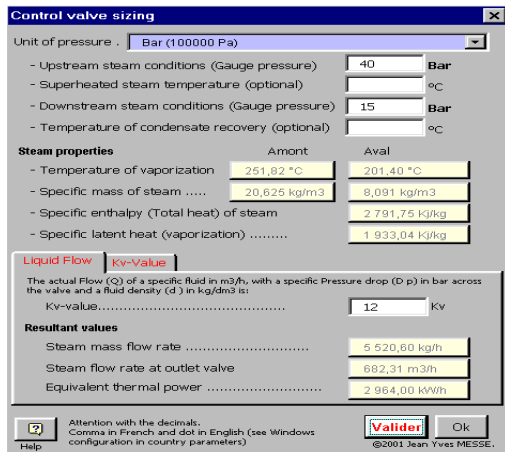
Valve Demo Kit

Hands-on demonstration will be held during the course. Proto-type safety relief valves will be temporary given to course participants for demonstration purposes as part of this course.

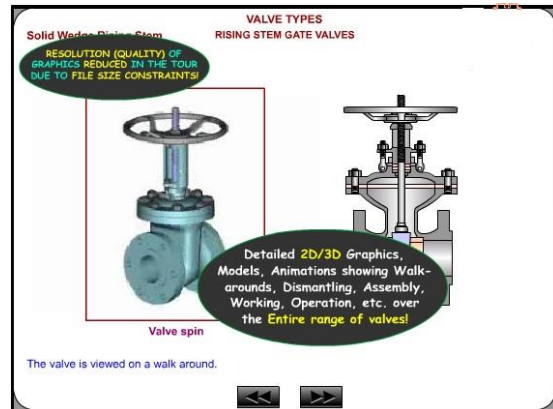


Simulator (Hands-on Practical Sessions)

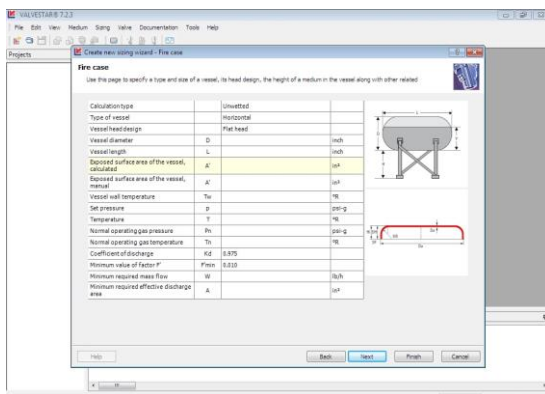
Practical sessions will be organized during the course for delegates to practice the theory learnt. Delegates will be provided with an opportunity to carryout various exercises using the state-of-the-art “Valve Sizing Software”, “Valve Software 3.0”, “Valvestar 7.2 Software” and “PRV2SIZE Software”.



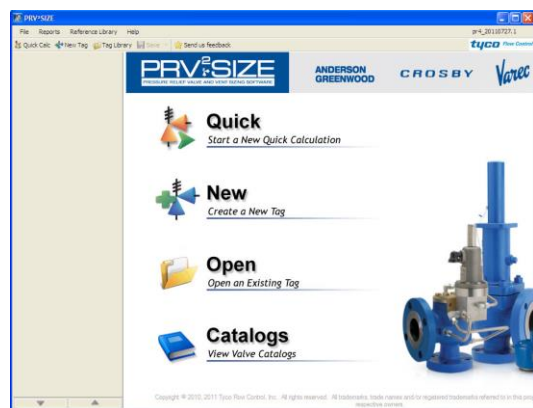
Valve Sizing Software



Valve Software 3.0



Valvestar 7.2 Software



PRV²SIZE Software

Course Coordinator

Kamel Ghanem, Tel: +971 2 30 91 714, Email: kamel@haward.org