



COURSE OVERVIEW PM0092
Risk Management Professional (PMI-RMP)
(PMI Exam Preparation Training)

Course Title

Risk Management Professional (PMI-RMP) *(PMI Exam Preparation Training)*

Course Reference

PM0092

Course Duration/Credits

Five days/3.5 CEUs/35 PDHs

Course Date/Venue

Session(s)	Date	Venue
1	July 07-11, 2024	Boardroom 1, Elite Byblos Hotel Al Barsha, Sheikh Zayed Road, Dubai, UAE
2	October 06-10, 2024	Jubail Hall, Signature Al Khobar Hotel, Al Khobar, KSA
3	December 09-13, 2024	Ajman Meeting Room, Grand Millennium Al Wahda Hotel, Abu Dhabi,



Course Description




This practical and highly-interactive course includes various practical sessions and exercises. Theory learnt will be applied using our state-of-the-art simulators.

This course is designed to provide participants with a detailed and up-to-date overview of project risk management and to prepare them to pass the PMI-RMP examination in order for them to achieve the PMI-RMP title. The course will give participants with enough knowledge and skills opportunities.



The course will cover the 5 domains comprising the PMI-RMP certification examination. These domains include Risk Strategy & Planning, Risk Identification, Risk Analysis, Risk Response and Monitor & Close Risks.



The course is carefully developed to reflect the best practices that match the training requirements of the Project Management Institute (PMI). The Professional Development Units/Hours (PDU) or Continuing Education Units (CEUs) awarded to the participants are recognized by the Project Management Institute (PMI) and by the International Association for Continuing Education & Training (IACET-USA).



Further, the course covers the project risk management; the risk management properties, project risk and risk properties; the stakeholder risk attitudes, iterative process, risk process flow and responsibility for project risk management; the project risk management processes, project risk management and project management; the plan risk management, plan risk management inputs, project management plan, project charter, stakeholder register, etc; and the potential risk covering risks inputs, stakeholder register, organizational process assets and tools and techniques for identifying risks.

During this interactive course, participants will learn the information gathering, brainstorming, nominal group technique, delphi technique, interviewing and root cause analysis; the checklist analysis, assumptions analysis, diagramming techniques, flow chart diagram and influence diagramming; the strengths, weaknesses, opportunities and threats (SWOT); the expert judgment, risks outputs, identified risks, potential responses and triggers; the qualitative and quantitative risk analysis process; and the risk responses process and apply control risks.

Course Objectives

Upon the successful completion of this course, each participant will be able to:-

- Get prepared for the next PMI-RMP exam and have enough knowledge and skills to pass such exam in order to get the PMI certification
- Carryout project risk management and discuss risk management properties, project risk and risk properties
- Explain stakeholder risk attitudes, iterative process, risk process flow and responsibility for project risk management
- Illustrate project risk management processes, project risk management and project management
- Employ plan risk management, plan risk management inputs, project management plan, project charter, stakeholder register, etc
- Identify potential risk covering risks inputs, stakeholder register, organizational process assets and tools and techniques for identifying risks
- Apply information gathering, brainstorming, nominal group technique, delphi technique, interviewing and root cause analysis
- Carryout checklist analysis, assumptions analysis, diagramming techniques, flow chart diagram and influence diagramming
- Define strengths, weaknesses, opportunities and threats (SWOT) and discuss expert judgment, risks outputs, identified risks, potential responses and triggers
- Perform qualitative and quantitative risk analysis process
- Plan risk responses process and apply control risks

Exclusive Smart Training Kit - H-STK®



Participants of this course will receive the exclusive “Haward Smart Training Kit” (H-STK®). The H-STK® consists of a comprehensive set of technical content which includes **electronic version** of the course materials, sample video clips of the instructor’s actual lectures & practical sessions during the course conveniently saved in a **Tablet PC**.

PMI Recognition of Haward Courses

The Project Management Institute (PMI) recognizes Haward’s Certificates and Continuing Education Units (CEUs).

The recognition and acceptance of our PDUs/CEUs fall under Categories E, F and G of PMI’s “Professional Education” section at the PMP Application. Hence, what the delegates simply need to do is to complete this section as part of the PMP Application and submit it to PMI upon the receipt of Haward’s certificates and ANSI/IACET’s CEUs. PMI will automatically accept the delegates with 35 Contract Honors as a fulfillment of the required Professional Education.

Haward Technology, being the first **Authorized Provider** of the International Association for Continuing Education & Training (**IACET-USA**) in the Middle East, is authorized to award ANSI/IACET **CEUs** that are automatically accepted and recognized by the Project Management Institute (**PMI**).

Who Should Attend

The course provides an overview of all significant aspects and considerations of risk management for all managers, engineers and supervisors who already have knowledge of project management techniques and tools. Some managers are directly responsible for projects and need to manage risk professionally. Others need to know about pitfalls in risk management when managing project management consultants.

Exam Eligibility & Structure

To be eligible for the PMI-RMP credential, you must meet certain educational and professional experience requirements. All project risk management experience must have been accrued within the last five consecutive years prior to your application submission.

Educational Background	Project Risk Management Experience	Project Risk Management Education
Secondary diploma (high school diploma, associate’s degree or global equivalent)	At least 36 months spent in the specialized area of professional project risk management within the last five consecutive years	40 contact hours of formal education in the specialized area of project risk management
OR		
Four-year degree (bachelor’s degree or global equivalent)	At least 24 months spent in the specialized area of professional project risk management within the last five consecutive years	30 contact hours of formal education in the specialized area of project risk management
OR		
Bachelor’s or post-graduate degree from a GAC accredited program (bachelor’s or global equivalent)	At least 12 months spent in the specialized area of professional project risk management within the last five consecutive years	30 contact hours of formal education in the specialized area of project risk management

Course Certificate(s)

Internationally recognized certificates will be issued to all participants of the course who completed a minimum of 80% of the total tuition hours.

Certificate Accreditations


Certificates are accredited by the following international accreditation organizations: -

- 
The International Accreditors for Continuing Education and Training (IACET - USA)

Haward Technology is an Authorized Training Provider by the International Accreditors for Continuing Education and Training (IACET), 2201 Cooperative Way, Suite 600, Herndon, VA 20171, USA. In obtaining this authority, Haward Technology has demonstrated that it complies with the **ANSI/IACET 2018-1 Standard** which is widely recognized as the standard of good practice internationally. As a result of our Authorized Provider membership status, Haward Technology is authorized to offer IACET CEUs for its programs that qualify under the **ANSI/IACET 2018-1 Standard**.

Haward Technology's courses meet the professional certification and continuing education requirements for participants seeking **Continuing Education Units (CEUs)** in accordance with the rules & regulations of the International Accreditors for Continuing Education & Training (IACET). IACET is an international authority that evaluates programs according to strict, research-based criteria and guidelines. The CEU is an internationally accepted uniform unit of measurement in qualified courses of continuing education.

Haward Technology Middle East will award **3.5 CEUs** (Continuing Education Units) or **35 PDHs** (Professional Development Hours) for participants who completed the total tuition hours of this program. One CEU is equivalent to ten Professional Development Hours (PDHs) or ten contact hours of the participation in and completion of Haward Technology programs. A permanent record of a participant's involvement and awarding of CEU will be maintained by Haward Technology. Haward Technology will provide a copy of the participant's CEU and PDH Transcript of Records upon request.

- 
British Accreditation Council (BAC)

Haward Technology is accredited by the **British Accreditation Council for Independent Further and Higher Education** as an **International Centre**. BAC is the British accrediting body responsible for setting standards within independent further and higher education sector in the UK and overseas. As a BAC-accredited international centre, Haward Technology meets all of the international higher education criteria and standards set by BAC.



Course Instructor(s)

This course will be conducted by the following instructor(s). However, we have the right to change the course instructor(s) prior to the course date and inform participants accordingly:



Dr. Chris Le Roux, PhD, MSc, BSc, PMI-PMP, PMI-CAPM is a **Senior Project & Management Consultant** with over **45 years** of teaching, training and industrial experience. His expertise lies extensively in the areas of **Project & Contracts Management Skills, Project & Construction Management, Project Planning, Scheduling & Control, Project Management, Project Delivery & Governance Framework, Project Management Practices, Project Management Disciplines, Project Risk Management, Risk Identification Tools & Techniques, Project Life Cycle, Project Stakeholder & Governance, Project Management Processes, Project Integration Management, Project Management Plan, Project Work**

Monitoring & Control, Project Scope Management, Project Time Management, Project Cost Management, Project Quality Management, Quality Assurance, Project Human Resource Management, Project Communications Management, Contract Management, Tender Development, Contract Standards & Laws, Dispute Resolution & Risk Identification, Myers-Briggs Type Indicator (MBTI), Organization Development Consultation, Advanced Debriefing of Emotional Trauma, Interpersonal Motivation, Model Based Interviewing, Leadership Orientation Programme, Coaching & Motivation, Creative Thinking & Problem-Solving Techniques, Emotional Intelligence, Presentation Skills, Communication & Interpersonal Skills, Effective Communication & Influencing Skills, Effective Business Writing Skills, Writing Business Documents, Business Writing (Memo & Report Writing), Leadership & Team Building, Psychology of Leadership, Interpersonal Skills & Teamwork, Coaching & Mentoring, Innovation & Creativity, Office Management & Administration Skills, Controlling Your Time & Managing Stress, Crisis Management, Strategic Human Resources Management, Change Management, Negotiation Skills, Strategic Planning, Risk Analysis & Risk Management, Global Diverse & Virtual Teams Operation, Exceeding Customer Expectations, Corporate Governance Best Practice, Business Performance Management & Improvement, Building Environment of Trust & Commitment, Win-Win Negotiation Strategies, Quality Improvement & Resource Optimization, Neuro Linguistic Programming (NLP), Personal Resilience Developing, Effective Role Modelling & Development, Managing Dynamic Work Environments, Organizational Development, Career Management, Situation & Behaviour Analysis, Interpersonal Motivation Skills, Inventory Management and Financial Administration. Further, he is also well-versed in Water Supply System Security, Vulnerability & Terrorism, Integrated Security Systems, Incident Threat Characterization & Analysis, Physical Security Systems, Security Crisis, Security Emergency Plan, Command & Control System, Preventive Actions and Situation Analysis. He was the **Psychologist & Project Manager wherein he was responsible in the project management and private psychology practices.**

During his career life, Dr. Le Roux has gained his academic and field experience through his various significant positions and dedication as the **Director, Medico Legal Assessor Psychologist, Training & Development General Manager, Project Manager, Account Manager, Commercial Sales Manager, Manager, Sales Engineer, Project Specialist, Psychology Practitioner, Senior HR Consultant, Senior Lecturer, Senior Consultant/Trainer, Business Consultant, Assistant Chief Education Specialist, ASI Coordinator, Part-time Lecturer/Trainer, PMP & Scrum Trainer, Assessor & Moderator, Team Leader, Departmental Head, Technical Instructor/Qualifying Technician, Apprentice Electrician: Signals and Part-Time Electrician** from various companies and universities such as the South African Railway (SAR), Department of Education & Culture, **ESKOM**, Logistic Technologies (Pty. Ltd), Human Development: Consulting Psychologies (HDCP) & IFS, Mincon, Eagle Support Africa, Sprout Consulting, UKZN, Grey Campus, Classis Seminars, CBM Training, just to name a few.

Dr. Le Roux has a **PhD in Commerce Major in Leadership in Performance & Change**, a **Master's** degree in **Human Resource Management**, a **Bachelor's** degree (with Honours) in **Industrial Psychology**, a National Higher Diploma and a National Technical Diploma in **Electrical & Mechanical Engineering**. Further, he is a **Certified Project Management Professional (PMI-PMP)**, a **Certified Associate in Project Management (PMI-CAPM)**, a **Certified Scrum Master Trainer** by the VMEdu, a **Certified Instructor/Trainer** and a **Certified Internal Verifier/Assessor/Trainer** by the **Institute of Leadership & Management (ILM)**. Moreover, he is a **Registered Industrial Psychologist** by the Health Professions Council of South Africa (HPCSA), a **Registered Educator** by the South African Council for Educators (SACE) and a **Registered Facilitator, Assessor & Moderator** with Education, Training and Development Practices (ETDP) SETA. He has further delivered numerous trainings, courses, seminars, conferences and workshops globally.



Training Methodology

All our Courses are including **Hands-on Practical Sessions** using equipment, State-of-the-Art Simulators, Drawings, Case Studies, Videos and Exercises. The courses include the following training methodologies as a percentage of the total tuition hours:-

- 30% Lectures
- 20% Practical Workshops & Work Presentations
- 30% Hands-on Practical Exercises & Case Studies
- 20% Simulators (Hardware & Software) & Videos

In an unlikely event, the course instructor may modify the above training methodology before or during the course for technical reasons.

Course Fee

Dubai	US\$ 5,500 per Delegate + VAT . This rate includes H-STK® (Howard Smart Training Kit), buffet lunch, coffee/tea on arrival, morning & afternoon of each day.
Al Khobar	US\$ 5,500 per Delegate + VAT . This rate includes H-STK® (Howard Smart Training Kit), buffet lunch, coffee/tea on arrival, morning & afternoon of each day.
Abu Dhabi	US\$ 5,500 per Delegate + VAT . This rate includes H-STK® (Howard Smart Training Kit), buffet lunch, coffee/tea on arrival, morning & afternoon of each day.

Exam Fee

US\$ 895 per Delegate.

Accommodation

Accommodation is not included in the course fees. However, any accommodation required can be arranged at the time of booking

Course Program

The following program is planned for this course. However, the course instructor(s) may modify this program before or during the course for technical reasons with no prior notice to participants. Nevertheless, the course objectives will always be met:

Day 1

0730 – 0815	<i>Registration & Coffee</i>
0815 – 0830	<i>Welcome & Introduction</i>
0830 – 0900	PRE-TEST
0900 – 1000	Project Risk Management <i>Introduction-Definitions • Risk Management Properties • Success of Risk Management</i>
1000 – 1015	<i>Break</i>
1015 – 1200	Project Risk Management (cont'd) <i>Definition of Project Risk • Exercise: Issue or Risk • Risk Properties • Stakeholder Risk Attitudes</i>
1200 – 1300	<i>Lunch</i>



1300 – 1400	Project Risk Management (cont'd) Iterative Process • Risk Process Flow • Communication • Responsibility for Project Risk Management
1400 – 1415	Break
1415 – 1550	Introduction to Project Risk Management Processes Project Risk Management & Project Management • All Projects Are Uncertain • The Processes
1550 – 1600	Distribute Homework & Recap
1600	End of Day One

Day 2

0730 – 0800	Review of Day 1 & Homework Answers
0800 – 1000	Plan Risk Management Plan Risk Management Inputs • Inputs of This Process • Project Management Plan • Project Charter • Stakeholder Register • Enterprise Environmental Factors • Organizational Process Assets • Organization Risk • Example-Risk Appetite • Example-Risk Tolerance • Risk Appetite-Risk Tolerance
1000 – 1015	Break
1015 – 1200	Plan Risk Management (cont'd) Organization Risk • Plan Risk Management– Inputs • Tools & Techniques for Plan Risk Management • Creating the Risk Management Plan • Exam Spotlight • Risk Categories • Risk Breakdown Structure (RBS) • Defining Probability & Impact • Probability & Impact Matrix • Recap the Steps for Risk Management Plan
1200 – 1300	Lunch
1300 – 1400	Identifying Potential Risk Identifying Potential Risk Process • Identifying Potential Risk • Identifying Risks Inputs • Stakeholder Register • Organizational Process Assets • Tools & Techniques for Identifying Risks • Documentation Reviews • Information Gathering • Brainstorming • Nominal Group Technique • Delphi Technique • Interviewing • Root Cause Analysis
1400 – 1415	Break
1415 – 1550	Identifying Potential Risk (cont'd) Checklist Analysis • Assumptions Analysis • Diagramming Techniques • Flow Chart Diagram • Influence Diagramming • Strengths, Weaknesses, Opportunities & Threats (SWOT) • Expert Judgment • Identify Risks Outputs • List of Identified Risks • List of Potential Responses • Triggers
1550 – 1600	Distribute Homework & Recap
1600	End of Day Two

Day 3

0730 – 0800	Review of Day 2 & Homework Answers
0800 – 1000	Perform Qualitative Risk Analysis Process Process Overview • Perform Qualitative Risk Analysis Inputs • Tools & Techniques for Perform Qualitative Risk Analysis • Risk Probability & Impact Assessment • Probability • Impact
1015 – 1200	Perform Qualitative Risk Analysis Process (cont'd) Risk Impact • Probability & Impact Matrix • Risk Data Quality Assessment • Risk Urgency Assessment • Expert Judgment • Ranking Risks in the Risk Register
1200 – 1300	Lunch





1300 - 1400	Perform Quantitative Risk Analysis Process Perform Quantitative Risk Analysis Process• Process Overview• Perform Quantitative Risk Analysis Process• Tools & Techniques for Perform Quantitative Risk Analysis• Data-Gathering & Representation Techniques• Interviewing• Probability Distributions• Quantitative Risk Analysis & Modeling Techniques• Sensitivity Analysis• Expected Monetary Value (EMV) Analysis• Decision Tree Analysis• Modeling & Simulation• Simulation Techniques• Exam Spotlight• Expert Judgment• Perform Quantitative Risk Analysis Outputs
1400 - 1415	Break
1415 - 1550	Perform Quantitative Risk Analysis Process (cont'd) Confidence Levels• Prioritized List of Quantified Risks• Trends in Perform Quantitative Risk Analysis Results• Formulas• Planned Value - Actual Cost-Earned Value• Cost Variance - Schedule Variance• Cost Variance• CPI-SPI• Cumulative CPI & SPI• Forecasting Formulas• Budget at Completion (BAC)• EAC Forecast for Etc Work Performed• The EAC Formula• To-Complete Performance Index (TCPI)• Variance Analysis
1550 - 1600	Distribute Homework & Recap
1600	End of Day Three

Day 4

0730 - 0800	Review of Day 3 & Homework Answers
0800 - 1000	Plan Risk Responses Process Plan Risk Responses Process• Overview of the Process• Exam Spotlight• Tools & Techniques for Plan Risk Responses• Strategies for Negative Risks or Threats • Avoid• Transfer• Mitigate • Accept • Strategies for Positive Risk or Opportunities• Exploit
1000 - 1015	Break
1015 - 1200	Plan Risk Responses Process (cont'd) Share• Enhance• Contingency Planning• Plan Risk Responses Outputs• Project Management Plan Updates • Project Documents Updates• Project Management Plan Updates• Project Documents Updates• Risk Register• Risk Register Contents
1200 - 1300	Lunch
1300 - 1400	Plan Risk Responses Process (cont'd) Plan Risk Responses Process• Overview of the Process• Exam Spotlight• Tools & Techniques for Plan Risk Responses
1400 - 1415	Break
1415 - 1515	Plan Risk Responses Process (cont'd) Strategies for Negative Risks or Threats • Avoid • Transfer • Mitigate
1550 - 1600	Distribute Homework & Recap
1600	End of Day Four

Day 5

0730 - 0800	Review of Day 4 & Homework Answers
0800 - 1000	Control Risks The Control Risks Process • Monitoring & Controlling Risk • Overview of Process
1000 - 1015	Break
1015 - 1200	Control Risks (cont'd) Control Risks Inputs • Control Risks Tools & Techniques • Risk Re-Assessment
1200 - 1300	Lunch





1300 - 1330	Control Risks (cont'd) <i>Risk Audits • Variance & Trend Analysis • Technical Performance Measurement</i>
1330 - 1345	<i>Break</i>
1345 - 1515	Control Risks (cont'd) <i>Control Risks Outputs • Change Requests • Project Documents Updates</i>
1515 - 1530	Course Conclusion
1530 - 1545	POST-TEST
1545 - 1600	<i>Presentation of Course Certificates</i>
1600	<i>End of Course</i>

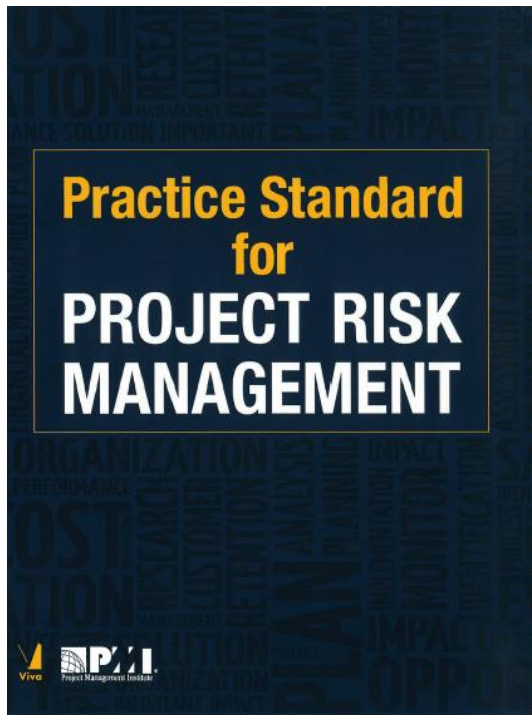
MOCK Exam

Upon the completion of the course, participants have to sit for a MOCK Examination similar to the exam of the Certification Body through Haward’s Portal. Each participant will be given a username and password to log in Haward’s Portal for the MOCK exam during the 7 days following the course completion. Each participant has only one trial for the MOCK exam within this 7-day examination window. Hence, you have to prepare yourself very well before starting your MOCK exam as this exam is a simulation to the one of the Certification Body.

Book(s)

As part of the course kit, the following e-books will be given to all participants:

	<p>Title: The Standard for Risk Management in Portfolios, Programs and Projects ISBN: 978-1628255652 Author: Project Management Institute Publisher: Project Management Institute</p>
--	--



Title: Practice Standard for Project Risk Management
ISBN: 978-9387486812
Author: PMI
Publisher: PMI

Simulator (Hands-on Practical Sessions)

Practical sessions will be organized during the course for delegates to practice the theory learnt. Delegates will be provided with an opportunity to carryout various exercises using the “MS Project” and “Mindview Software”.





Mindview Software

Course Coordinator

Mari Nakintu, Tel: +971 2 30 91 714, Email: mari1@haward.org

